



# B7X – Brushing Machine

Machine designed for the angle and polishing of small parts for timepieces and cutting inserts



## MACHINE SPECIFICATION

Width : 930 mm  
Depth : 750 mm  
Height : 1700 mm  
Weight : 900 kg  
Power : 3 phase, 400 V, 50 Hz, 4 kVa  
Pneumatic : 0,6 to 1 MPA – 1 Nm<sup>3</sup>/H  
Color standard : Light Grey RAL 7035 / Blue RAL 5007

## CONCEPT


- Steel base plate (chassis 10mm, decks 30mm)
- Rigid cast iron support for brush shaft bearing mounted on 1 bridge and 2 columns
- Steel sheet tray
- Automatic aluminum profile frame protection according to CE standards
- 7 inch touch screen
- Built-in electrical cabinet
- Service tools

## TECHNICAL FEATURE

- Brush speed adjustment from 50 to 500 rpm
- Worktable with 6, 8 or 12 planetary rotating plates for fixing work pallet :
  - Table rotation speed : 2 to 8 rpm
  - Planetary plate rotation speed : 15.6 to 62.4 rpm
- Recipe system with fully programmed parameters
- Automatic parts detection
- Automatic rotation reversal system
- Brush axis control with pneumatic or digital
- Manual jog rotation switch for table rotation (loading)
- Automatic abrasive dispenser
- Cooling by ventilation fan

## MACHINE OPTIONAL FEATURE

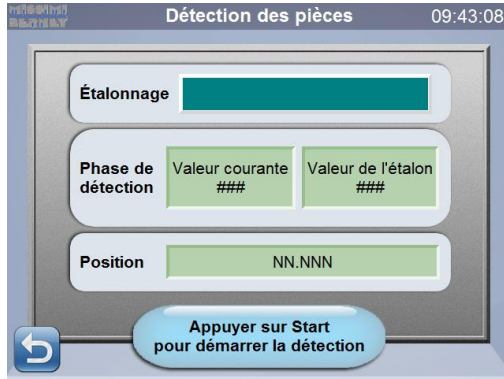
- 12 planetary supports for work plate Ø90 mm
  - 8 planetary supports for work plates Ø90 mm to Ø140mm
  - 6 planetary supports for work plates Ø90 mm to Ø140mm
- ( Optional items depend on machine requirements )



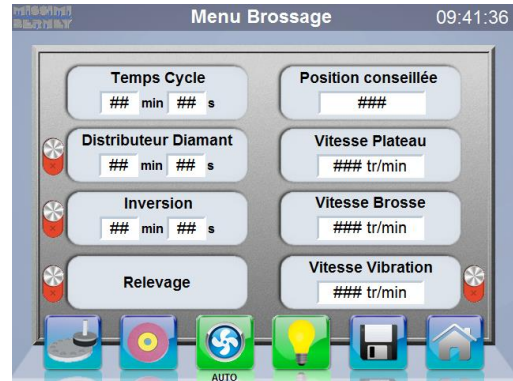
**MISSIMI**  
BERNEY



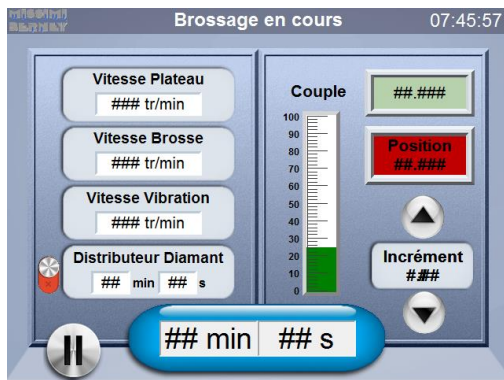
# B7X – Brushing Machine



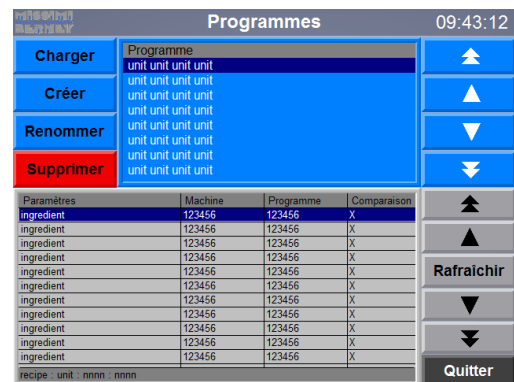
Automatic parts detection for homing



All working parameters are programmable



Working mode selection position or torque



Program receipt for customer's work piece

